

THE MARBLE TRANSFORMATION PROGRAM

THE MARBLE METHOD STARTER SYSTEM

PROGRAM OVERVIEW

THIS COMPREHENSIVE 12-WEEK STRENGTH TRAINING PROGRAM IS DESIGNED TO BUILD LEAN MUSCLE, INCREASE POWER, AND TRANSFORM YOUR PHYSIQUE. YOU'LL FOLLOW PROGRESSIVE OVERLOAD PRINCIPLES WITH STRUCTURED WEEKLY SPLITS TO DRIVE CONSISTENT PERFORMANCE GAINS. EACH PHASE IS INTENTIONALLY SEQUENCED TO IMPROVE TECHNIQUE, CAPACITY, AND MAXIMAL STRENGTH.

WHAT'S INCLUDED

- BEGINNER LIFT PLAN
- MEAL STRUCTURE
- MINDSET WORKBOOK
- HABIT TRACKER
- IDENTITY EXERCISES
- FAT LOSS EDUCATION
- HOW TO STAY CONSISTENT FRAMEWORK

WEEKLY STRUCTURE

| DAY | FOCUS | DURATION |
|-----------|---|-----------|
| MONDAY | UPPER BODY PUSH (CHEST/SHOULDERS/TRICEPS) | 60-75 MIN |
| TUESDAY | LOWER BODY STRENGTH (SQUAT FOCUS) | 60-75 MIN |
| WEDNESDAY | REST / ACTIVE RECOVERY (MOBILITY + LIGHT CARDIO) | 20-40 MIN |
| THURSDAY | UPPER BODY PULL (BACK/BICEPS) | 60-75 MIN |
| FRIDAY | LOWER BODY POWER (HINGE FOCUS + POSTERIOR CHAIN) | 60-75 MIN |
| SATURDAY | FULL BODY ACCESSORIES + CORE | 45-60 MIN |
| SUNDAY | REST (OPTIONAL STRETCHING) | — |

TRAINING PHASES

1. FOUNDATION PHASE (WEEKS 1-4) - BUILDING BASE STRENGTH AND PERFECTING FORM
2. GROWTH PHASE (WEEKS 5-8) - INCREASING VOLUME AND INTENSITY
3. PEAK PHASE (WEEKS 9-12) - MAXIMUM STRENGTH AND POWER DEVELOPMENT

EQUIPMENT NEEDED

- BARBELL & PLATES
- DUMBBELLS (ADJUSTABLE RECOMMENDED)
- BENCH (FLAT & INCLINE)
- PULL-UP BAR
- RESISTANCE BANDS
- LIFTING BELT (OPTIONAL)

 **BONUS:** INCLUDES DELOAD WEEK PROTOCOLS AND INJURY PREVENTION STRATEGIES TO KEEP YOU TRAINING CONSISTENTLY.

READY TO BUILD STRENGTH?

THIS PROGRAM IS DESIGNED FOR INTERMEDIATE TO ADVANCED LIFTERS
READY TO COMMIT TO SERIOUS STRENGTH GAINS.
DOWNLOAD NOW AND START YOUR TRANSFORMATION.



BEGINNER LIFT PLAN

How to Use This Plan

Use progressive overload by adding a small amount of weight, reps, or sets over time while keeping technique consistent. Prioritize proper form on every rep, and stop sets 1–2 reps before failure until you're confident with the movement. Track your workouts (weights, reps, and how they felt) so you can progress week to week.

Week 1-4: Foundation Phase


| Exercise | Sets | Reps | Rest | Notes |
|---------------------------------|------|-----------|--------|--|
| Goblet Squat | 3 | 8–12 | 60–90s | Controlled tempo; full depth you can own |
| Romanian Deadlift (DB) | 3 | 8–12 | 60–90s | Hinge at hips; neutral spine |
| Push-ups (incline if needed) | 3 | 6–12 | 60–90s | Keep ribs down; full range |
| Dumbbell Row | 3 | 8–12/side | 60–90s | Pause at top; avoid twisting |
| Dumbbell Bench Press | 3 | 8–12 | 60–90s | Shoulders packed; steady reps |
| Lat Pulldown / Assisted Pull-up | 3 | 8–12 | 60–90s | Pull elbows down; no swinging |
| Glute Bridge / Hip Thrust | 3 | 10–15 | 45–75s | Squeeze at top; avoid over-arching |
| Plank | 3 | 30–45s | 45–60s | Brace hard; straight line head-to-heel |
| Farmer Carry | 3 | 30–60m | 60–90s | Tall posture; slow, controlled steps |

Week 5-8: Growth Phase

Increase intensity by adding load and/or volume while keeping reps crisp and controlled. Aim to increase weight by **5–10%** on your main lifts when you can complete all prescribed reps with solid form.

Week 9-12: Strength Phase

Shift toward lower reps and heavier weight to build maximal strength. Keep rest periods longer, focus on tight technique, and prioritize quality reps over fatigue.

 **FORM FIRST:** Never sacrifice form for weight. Master the movement before adding load.

MEAL STRUCTURE

Your Daily Nutrition Framework


Build meals around protein, colorful produce, and quality carbs and fats to support training and recovery. Consistency beats perfection—hit your targets most days, and keep your approach sustainable so you can repeat it week after week.

Macro Guidelines

| Goal | Protein | Carbs | Fats | Calories |
|-------------|---------|-------|------|--------------------------|
| Fat Loss | 35% | 35% | 30% | -10–20% from maintenance |
| Maintenance | 30% | 40% | 30% | At maintenance |
| Muscle Gain | 30% | 45% | 25% | +5–15% above maintenance |

Sample Meal Template

| Meal | Timing | Example | Protein Source |
|------------------|----------------------|-------------------------------|--------------------|
| Breakfast | 0–2 hrs after waking | Greek yogurt + berries + oats | Greek yogurt |
| Lunch | Midday | Chicken bowl + rice + veggies | Chicken |
| Snack | Pre- or post-workout | Protein shake + banana | Whey/plant protein |
| Dinner | Evening | Salmon + potatoes + salad | Salmon |
| Optional Evening | If needed | Cottage cheese + fruit | Cottage cheese |

 **FLEXIBLE APPROACH:** These are guidelines, not rules. Adjust based on your lifestyle and preferences.

MINDSET WORKBOOK

Transform Your Thinking


Your results are built on the decisions you make daily—especially when motivation is low. Use this workbook to clarify your goals, challenge limiting beliefs, and reinforce the identity and habits that support long-term strength and confidence.

Reflection Exercises

1. What does success look like for you in 12 weeks?
2. What limiting beliefs have held you back?
3. What will you gain by completing this program?
4. Who do you need to become to achieve your goals?
5. What are your non-negotiables?

Weekly Mindset Check-In

| Week | What Went Well | What I Learned | Next Week's Focus |
|------|----------------------|------------------------------------|----------------------|
| 1 | Completed 3 workouts | I feel better when I plan ahead | Prep meals on Sunday |
| 2 | Hit protein 5/7 days | Protein at breakfast helps all day | Protein-first meals |
| 3 | Improved squat form | Slower reps = better control | Tempo + bracing |

 **MINDSET MATTERS:** Your thoughts create your actions. Your actions create your results.

HABIT TRACKER

Build Consistency One Day at a Time

Habits are the engine of transformation. Use this tracker to stack small actions daily, spot patterns, and stay accountable—especially on busy weeks when motivation dips.

Daily Habits to Track

- Completed workout
- Hit protein target
- Drank 8+ glasses of water
- 7+ hours of sleep
- Tracked meals
- 10-minute mobility work
- Mindset practice
- Prepared tomorrow's meals

Weekly Habit Grid

| Habit | Mon | Tue | Wed | Thu | Fri | Sat | Sun |
|--------------------|--------------------------|--------------------------|--------------------------|--------------------------|--------------------------|--------------------------|--------------------------|
| Workout completed | <input type="checkbox"/> | <input type="checkbox"/> | <input type="checkbox"/> | <input type="checkbox"/> | <input type="checkbox"/> | <input type="checkbox"/> | <input type="checkbox"/> |
| Protein target hit | <input type="checkbox"/> | <input type="checkbox"/> | <input type="checkbox"/> | <input type="checkbox"/> | <input type="checkbox"/> | <input type="checkbox"/> | <input type="checkbox"/> |
| Water (8+ glasses) | <input type="checkbox"/> | <input type="checkbox"/> | <input type="checkbox"/> | <input type="checkbox"/> | <input type="checkbox"/> | <input type="checkbox"/> | <input type="checkbox"/> |
| Sleep (7+ hours) | <input type="checkbox"/> | <input type="checkbox"/> | <input type="checkbox"/> | <input type="checkbox"/> | <input type="checkbox"/> | <input type="checkbox"/> | <input type="checkbox"/> |
| Meals tracked | <input type="checkbox"/> | <input type="checkbox"/> | <input type="checkbox"/> | <input type="checkbox"/> | <input type="checkbox"/> | <input type="checkbox"/> | <input type="checkbox"/> |

SMALL WINS: Track your habits daily. Consistency compounds into transformation.

IDENTITY EXERCISES

Become the Person Who Achieves Your Goals


Lasting change happens when your habits match your identity. Use these exercises to define who you're becoming, then align your daily actions with that identity until it becomes automatic.

Identity Shift Framework

1. **Current Identity:** Who are you now? (Write 3–5 statements)
2. **Target Identity:** Who do you want to become? (Write 3–5 statements)
3. **Identity Bridges:** What actions connect these identities? (List 5–7 behaviors)

Daily Identity Affirmations

- I am someone who prioritizes my health
- I am consistent with my training
- I am disciplined with my nutrition
- I am committed to my transformation
- I am becoming stronger every day

 **IDENTITY FIRST:** Don't focus on what you want to achieve. Focus on who you want to become.

FAT LOSS EDUCATION

The Science of Fat Loss


Fat loss comes from a consistent caloric deficit over time, supported by strength training to preserve muscle. The goal is sustainability—small, repeatable habits that keep you progressing without burning out.

Key Principles

- **Caloric Deficit:** Burn more than you consume
- **Protein Priority:** 0.8–1g per lb bodyweight
- **Strength Training:** Preserve muscle while losing fat
- **Sleep Quality:** 7–9 hours for optimal recovery
- **Stress Management:** High cortisol impairs fat loss
- **Patience:** Aim for 0.5–1% bodyweight loss per week

Common Fat Loss Mistakes

1. Cutting calories too aggressively
2. Doing excessive cardio without strength training
3. Eliminating entire food groups
4. Not tracking progress consistently
5. Expecting linear results

 **SUSTAINABLE APPROACH:** Fat loss is a marathon, not a sprint. Focus on habits you can maintain long-term.

HOW TO STAY CONSISTENT FRAMEWORK

The Consistency Code

Consistency is the ultimate differentiator—more than the “perfect” plan. Use this framework to reduce friction, stay accountable, and keep moving forward even when life gets busy.

The 5 Pillars of Consistency


1. **Environment Design** – Set up your space for success (meal prep containers, gym bag ready, etc.)
2. **Implementation Intentions** – Use “if-then” planning (If it’s 6am, then I go to the gym)
3. **Accountability Systems** – Find a training partner, coach, or community
4. **Progress Tracking** – Measure what matters (strength gains, body measurements, photos)
5. **Flexible Structure** – Have backup plans for busy days (15-min home workout, quick meal options)

When You Miss a Day

- Don’t spiral – one missed day doesn’t ruin progress
- Get back on track immediately – don’t wait for Monday
- Analyze what happened – learn from the situation
- Adjust your plan if needed – make it more realistic

Weekly Consistency Checklist

- Planned all workouts for the week
- Meal prepped or planned meals
- Scheduled rest and recovery
- Set 1-3 non-negotiable habits
- Reviewed last week’s progress
- Adjusted plan based on results

 **CONSISTENCY > PERFECTION:** You don’t need to be perfect. You need to be consistent.
Show up even when motivation is low.

YOUR TRANSFORMATION STARTS NOW

You have everything you need to transform your body and mindset. This isn't just a program—it's a complete system for becoming the strongest version of yourself. Stay consistent, trust the process, and watch your transformation unfold.

Welcome to The Marble Method. Let's build.